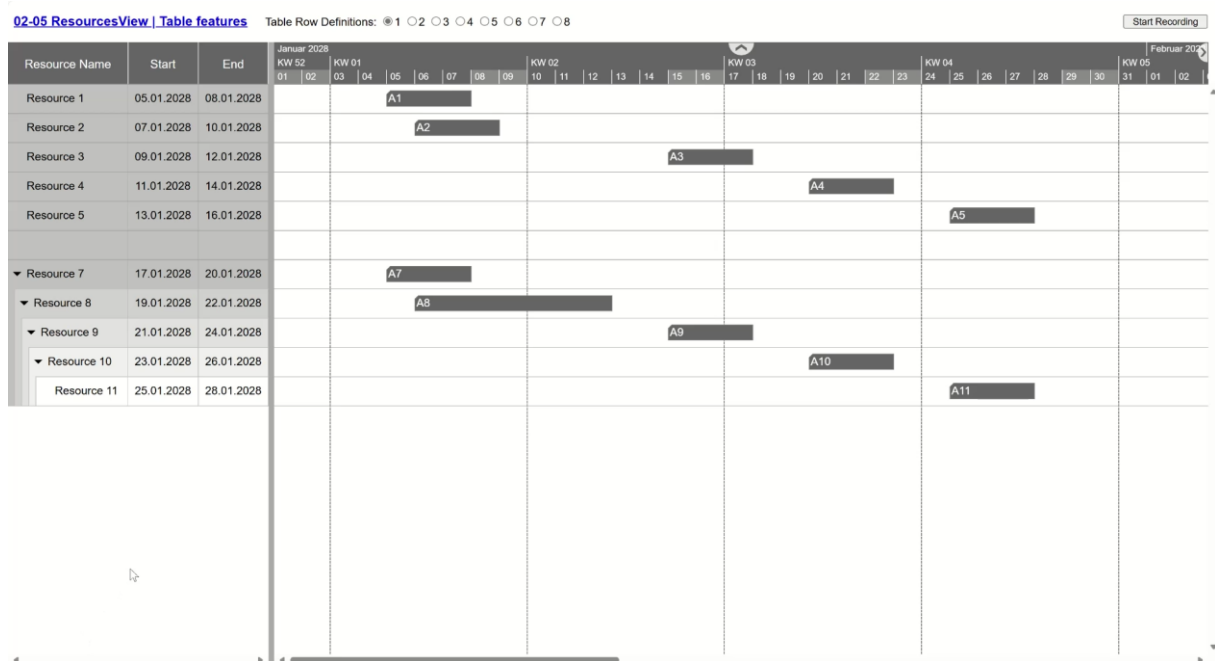


## 21-01 Resources view – Visualization – Table features

This example shows the possibilities in the table area that can be utilised using corresponding **tableRowDefinitions**. You can switch between eight different **tableRowDefinitions**.

Table Row Definitions: ☒ 1 ☐ 2 ☐ 3 ☐ 4 ☐ 5 ☐ 6 ☐ 7 ☐ 8

Once you have unpacked the **Table\_Features.zip** file, you can run the example immediately by double-clicking on the **Table\_Features.html** file in your browser.



#1:

The **TableRowDefinition** contains three **CellDefinitions** to create three columns.

For the date in the **Start** and **End** columns, user-defined formatting in days has been applied.

The **Resource Name** column can be resized interactively, while this is prevented for the **Start** and **End** columns by setting **MinimumWidth** and **MaximumWidth** to the same value.

| Resource Name | Start      | End        |
|---------------|------------|------------|
| Resource 1    | 05.01.2028 | 08.01.2028 |
| Resource 2    | 07.01.2028 | 10.01.2028 |
| Resource 3    | 09.01.2028 | 12.01.2028 |
| Resource 4    | 11.01.2028 | 14.01.2028 |
| Resource 5    | 13.01.2028 | 16.01.2028 |
| Resource 7    | 17.01.2028 | 20.01.2028 |
| Resource 8    | 19.01.2028 | 22.01.2028 |
| Resource 9    | 21.01.2028 | 24.01.2028 |
| Resource 10   | 23.01.2028 | 26.01.2028 |
| Resource 11   | 25.01.2028 | 28.01.2028 |

The details of the respective **TableRowDefinitions** can be studied in the **Table\_Features.html** file.

#2:

The **TableRowDefinition** has been changed so that colored columns are created.

| Resource Name | Start      | End        |
|---------------|------------|------------|
| Resource 1    | 05.01.2028 | 08.01.2028 |
| Resource 2    | 07.01.2028 | 10.01.2028 |
| Resource 3    | 09.01.2028 | 12.01.2028 |
| Resource 4    | 11.01.2028 | 14.01.2028 |
| Resource 5    | 13.01.2028 | 16.01.2028 |
|               |            |            |
| ▼ Resource 7  | 17.01.2028 | 20.01.2028 |
| ▼ Resource 8  | 19.01.2028 | 22.01.2028 |
| ▼ Resource 9  | 21.01.2028 | 24.01.2028 |
| ▼ Resource 10 | 23.01.2028 | 26.01.2028 |
| Resource 11   | 25.01.2028 | 28.01.2028 |

#3:

This **TableRowDefinition** shows how to achieve the coloring of individual cells.

| Activity Name | Start      | End        |
|---------------|------------|------------|
| Activity 1    | 01/05/2028 | 01/08/2028 |
| Activity 2    | 01/06/2028 | 01/13/2028 |
| Activity 3    | 01/15/2028 | 01/18/2028 |
| Activity 4    | 01/20/2028 | 01/23/2028 |
| Activity 5    | 01/25/2028 | 01/28/2028 |
|               |            |            |
| ▼ Activity 7  | 01/05/2028 | 01/08/2028 |
| ▼ Activity 8  | 01/06/2028 | 01/13/2028 |
| ▼ Activity 9  | 01/15/2028 | 01/18/2028 |
| ▼ Activity 10 | 01/20/2028 | 01/23/2028 |
| Activity 11   | 01/25/2028 | 01/28/2028 |

#4:

The **TableRowDefinition** shows that the text color in columns **C1**, **C2**, **C3** can be defined individually. The value entries in columns **C1**, **C2**, **C3** are used to color the cells in the **Activity**, **Start**, **End** columns.

| Resource Name | Start      | End        | C1          | C2             | C3            |
|---------------|------------|------------|-------------|----------------|---------------|
| Resource 1    | 05.01.2028 | 08.01.2028 | lightblue   | lightsteelblue |               |
| Resource 2    | 07.01.2028 | 10.01.2028 | lightblue   | lightsteelblue |               |
| Resource 3    | 09.01.2028 | 12.01.2028 |             |                |               |
| Resource 4    | 11.01.2028 | 14.01.2028 | orange      | lightcoral     |               |
| Resource 5    | 13.01.2028 | 16.01.2028 | lightsalmon |                |               |
|               |            |            | lightblue   |                |               |
| ▼ Resource 7  | 17.01.2028 | 20.01.2028 |             |                |               |
| ▼ Resource 8  | 19.01.2028 | 22.01.2028 |             |                | red           |
| ▼ Resource 9  | 21.01.2028 | 24.01.2028 |             |                |               |
| ▼ Resource 10 | 23.01.2028 | 26.01.2028 |             |                | lightseagreen |
| Resource 11   | 25.01.2028 | 28.01.2028 |             |                |               |







#5:

Here, a column **Text** has been added to the **TableRowDefinition** and a multi-line entry has been made.

| Resource Name | Start      | End        | Text                       |
|---------------|------------|------------|----------------------------|
| Resource 1    | 05.01.2028 | 08.01.2028 | Line 1<br>Line 2<br>Line 3 |
| Resource 2    | 07.01.2028 | 10.01.2028 |                            |
| Resource 3    | 09.01.2028 | 12.01.2028 |                            |
| Resource 4    | 11.01.2028 | 14.01.2028 |                            |
| Resource 5    | 13.01.2028 | 16.01.2028 |                            |
|               |            |            |                            |
| ▼ Resource 7  | 17.01.2028 | 20.01.2028 |                            |
| ▼ Resource 8  | 19.01.2028 | 22.01.2028 |                            |
| ▼ Resource 9  | 21.01.2028 | 24.01.2028 |                            |
| ▼ Resource 10 | 23.01.2028 | 26.01.2028 |                            |
| Resource 11   | 25.01.2028 | 28.01.2028 |                            |






#6:

In this **TableRowDefinition**, SVG symbols have been placed in front of the text in the **Activity** column.

| Resource Name                                                                                  | Start      | End        |
|------------------------------------------------------------------------------------------------|------------|------------|
|  Resource 1   | 05.01.2028 | 08.01.2028 |
|  Resource 2   | 07.01.2028 | 10.01.2028 |
| Resource 3                                                                                     | 09.01.2028 | 12.01.2028 |
|  Resource 4   | 11.01.2028 | 14.01.2028 |
|  Resource 5   | 13.01.2028 | 16.01.2028 |
|               |            |            |
| ▼  Resource 7 | 17.01.2028 | 20.01.2028 |
| ▼  Resource 8 | 19.01.2028 | 22.01.2028 |
| ▼ Resource 9                                                                                   | 21.01.2028 | 24.01.2028 |
| ▼ Resource 10                                                                                  | 23.01.2028 | 26.01.2028 |
| Resource 11                                                                                    | 25.01.2028 | 28.01.2028 |

#7:

This **TableRowDefinition** shows that a separate symbol column can be activated, which can contain several symbols.

| Resource Name                                                                                      | Start      | End        |
|----------------------------------------------------------------------------------------------------|------------|------------|
|  ... Resource 1 | 05.01.2028 | 08.01.2028 |
| Resource 2                                                                                         | 07.01.2028 | 10.01.2028 |
|  Resource 3     | 09.01.2028 | 12.01.2028 |
|  Resource 4     | 11.01.2028 | 14.01.2028 |
|  Resource 5     | 13.01.2028 | 16.01.2028 |
|                 |            |            |
| ▼ Resource 7                                                                                       | 17.01.2028 | 20.01.2028 |
| ▼ Resource 8                                                                                       | 19.01.2028 | 22.01.2028 |
| ▼ Resource 9                                                                                       | 21.01.2028 | 24.01.2028 |
| ▼ Resource 10                                                                                      | 23.01.2028 | 26.01.2028 |
| Resource 11                                                                                        | 25.01.2028 | 28.01.2028 |

#8:

This **TableRowDefinition** shows that the table title can be set as desired with regard to the text color, background color and separator line color.

| Resource Name | Start      | End        |
|---------------|------------|------------|
| Resource 1    | 05.01.2028 | 08.01.2028 |
| Resource 2    | 07.01.2028 | 10.01.2028 |
| Resource 3    | 09.01.2028 | 12.01.2028 |
| Resource 4    | 11.01.2028 | 14.01.2028 |
| Resource 5    | 13.01.2028 | 16.01.2028 |
| ▼ Resource 7  | 17.01.2028 | 20.01.2028 |
| ▼ Resource 8  | 19.01.2028 | 22.01.2028 |
| ▼ Resource 9  | 21.01.2028 | 24.01.2028 |
| ▼ Resource 10 | 23.01.2028 | 26.01.2028 |
| Resource 11   | 25.01.2028 | 28.01.2028 |

In general: The option **tableRowDefinitionIDForTitleInResourcesView** must be set in addition to the option **defaultResourceTableRowDefinitionID** so that the **TableRowDefinition** in the table title remains effective even if there are no resources.

```
vsWidget.option({tableRowDefinitionIDForTitleInResourcesView: tableRowDefID,  
                 defaultResourceTableRowDefinitionID: tableRowDefID});
```

```
<!DOCTYPE html>  
<html lang="en">  
<head>  
  <meta name="viewport" content="width=device-width, initial-scale=1.0"/>  
  <link href="../../VSWidget/nwaf-apptools.min.css" rel="stylesheet"/>  
  <link href="../../VSWidget/nwaf-table.min.css" rel="stylesheet"/>  
  <link href="../../VSWidget/nwaf-gantt.min.css" rel="stylesheet"/>  
  <link href="../../VSWidget/nwaf-rab.min.css" rel="stylesheet"/>  
  <script src="https://cdn.jsdelivr.net/npm/hammerjs@2.0.8/hammer.min.js"></script>  
  <script src="https://cdn.jsdelivr.net/npm/d3@7.9.0/dist/d3.min.js"></script>  
  <script src="https://cdn.jsdelivr.net/npm/tinycolor2@1.6.0/cjs/tinycolor.min.js"></script>  
  <script src="../../VSWidget/nwaf-apptools.min.js"></script>  
  <script src="../../VSWidget/nwaf-table.min.js"></script>  
  <script src="../../VSWidget/nwaf-gantt.min.js"></script>  
  <script src="../../VSWidget/nwaf-rab.min.js"></script>  
  <script src="../../LicenseKey.js"></script>  
  <script src="Miscellaneous.js"></script>  
</head>  
<body>  
  <div id="toolbar">  
    <form id="myForm">  
      <label style="margin-left: 20px">Table Row Definitions:</label>  
      <label>  
        <input id="rowDef1" type="radio" name="rowDef" value="tableRowDef1" checked/>  
        1  
      </label>  
      <label>  
        <input id="rowDef2" type="radio" name="rowDef" value="tableRowDef2"/>  
        2  
      </label>  
      <label>  
        <input id="rowDef3" type="radio" name="rowDef" value="tableRowDef3"/>  
        3  
      </label>  
    </form>  
  </div>  
</body>  
</html>
```

```

        <input id="rowDef4" type="radio" name="rowDef" value="tableRowDef4"/>
4
    </label>
    <label>
        <input id="rowDef5" type="radio" name="rowDef" value="tableRowDef5"/>
5
    </label>
    <label>
        <input id="rowDef6" type="radio" name="rowDef" value="tableRowDef6"/>
6
    </label>
    <label>
        <input id="rowDef7" type="radio" name="rowDef" value="tableRowDef7"/>
7
    </label>
    <label>
        <input id="rowDef8" type="radio" name="rowDef" value="tableRowDef8"/>
8
    </label>
</form>
</div>
<div id="VSWidget"></div>
<script>
    Miscellaneous.ready(() => {
        const { BarDragModes, HorizontalAlignment, RowDesigns, TextWrapMode, ViewType } = netronic.nVSW;

        document.getElementById("rowDef1").addEventListener("click", changeTableRowDefinition);
        document.getElementById("rowDef2").addEventListener("click", changeTableRowDefinition);
        document.getElementById("rowDef3").addEventListener("click", changeTableRowDefinition);
        document.getElementById("rowDef4").addEventListener("click", changeTableRowDefinition);
        document.getElementById("rowDef5").addEventListener("click", changeTableRowDefinition);
        document.getElementById("rowDef6").addEventListener("click", changeTableRowDefinition);
        document.getElementById("rowDef7").addEventListener("click", changeTableRowDefinition);
        document.getElementById("rowDef8").addEventListener("click", changeTableRowDefinition);

        const timeAreaStart = new Date(2028, 0, 1);
        const timeAreaEnd = new Date(2028, 3, 1);

        let options = {
            licenseKey: window.VSW_LICENSE_KEY,

            viewType: ViewType.Resources,

            start: timeAreaStart,
            end: timeAreaEnd,

            defaultAllocationAllowedBarDragModes: BarDragModes.None,
            defaultAllocationBarSelectable: false,
            defaultResourceRowSelectable: false,
            multipleSelectionEnabled: false,
            defaultResourceExpandedRowDesign: RowDesigns.Bars,
            defaultResourceCollapsedRowDesign: RowDesigns.Bars |
                RowDesigns.BarsInHiddenDescendantRows |
                RowDesigns.BarsStacked,

            defaultResourceTableRowDefinitionID: "tableRowDef1",
            intlDateTimeFormatOptionsMap: {
                en: {
                    year: "numeric",
                    month: "2-digit",
                    day: "2-digit"
                },
            },
            symbolColumnBackgroundColor: "lightYellow",
            separationLinesInColoredIndentation: true,
            fixedTableColumnWidth: 0,
        };

        const vsWidget = Miscellaneous.instantiateVSWidget(document.querySelector("#VSWidget"), options);

        const symbols = createSymbols();
        const tableRowDefinitions = createTableRowDefinitions();
        const resources = createResources();
        const allocations = createAllocations();
    });

```

```

vsWidget.addSymbols(symbols);
vsWidget.addTableRowDefinitions(tableRowDefinitions);
vsWidget.addResources(resources);
vsWidget.addAllocations(allocations);
vsWidget.render();

function createSymbols() {
    return [
        { ID: "Symbol1", URL: "svg/warning.svg" },
        { ID: "Symbol2", URL: "svg/checkmark.svg" },
        { ID: "Symbol3", URL: "svg/document.svg" },
        { ID: "Symbol4", URL: "svg/closed.svg" },
        { ID: "Symbol5", URL: "svg/opened.svg" },
        { ID: "Symbol6", URL: "svg/oneWay.svg" },
    ];
}

function createTableRowDefinitions() {
    return [
        {
            ID: "tableRowDef1",
            CellDefinitions: [
                {
                    TitleText: "Resource Name",
                    HorizontalTitleAlignment: HorizontalAlignment.Center,
                    TextFormat: "{my_Name}",
                    Width: 170,
                    MinimumWidth: 0,
                },
                {
                    TitleText: "Start",
                    HorizontalTitleAlignment: HorizontalAlignment.Center,
                    TextFormat: "{{Start:date:en}}",
                    HorizontalAlignment: HorizontalAlignment.Center,
                    Width: 100,
                    MinimumWidth: 100,
                    MaximumWidth: 100,
                },
                {
                    TitleText: "End",
                    HorizontalTitleAlignment: HorizontalAlignment.Center,
                    TextFormat: "{{End:date:en}}",
                    HorizontalAlignment: HorizontalAlignment.Center,
                    Width: 100,
                    MinimumWidth: 100,
                    MaximumWidth: 100,
                },
            ],
        },
        {
            ID: "tableRowDef2",
            CellDefinitions: [
                {
                    TitleText: "Resource Name",
                    HorizontalTitleAlignment: HorizontalAlignment.Center,
                    TextFormat: "{my_Name}",
                    Width: 170,
                    MinimumWidth: 0,
                    BackgroundColor: "lightblue",
                },
                {
                    TitleText: "Start",
                    HorizontalTitleAlignment: HorizontalAlignment.Center,
                    TextFormat: "{{Start:date:en}}",
                    HorizontalAlignment: HorizontalAlignment.Center,
                    Width: 100,
                    MinimumWidth: 100,
                    MaximumWidth: 100,
                    BackgroundColor: "lightyellow",
                },
                {
                    TitleText: "End",
                    HorizontalTitleAlignment: HorizontalAlignment.Center,
                    TextFormat: "{{End:date:en}}",
                },
            ],
        },
    ];
}

```

```

        HorizontalAlignment: HorizontalAlignment.Center,
        Width: 100,
        MinimumWidth: 100,
        MaximumWidth: 100,
        BackgroundColor: "lightgreen",
    },
],
},
{
    ID: "tableRowDef3",
    CellDefinitions: [
        {
            TitleText: "Resource Name",
            HorizontalTitleAlignment: HorizontalAlignment.Center,
            TextFormat: "{{my_Name}}",
            Width: 170,
            MinimumWidth: 0,
            BackgroundColor: "lightYellow",
            BackgroundColorSource: "my_C1",
        },
        {
            TitleText: "Start",
            HorizontalTitleAlignment: HorizontalAlignment.Center,
            TextFormat: "{{Start:date:en}}",
            HorizontalAlignment: HorizontalAlignment.Center,
            Width: 100,
            MinimumWidth: 0,
            BackgroundColor: "lightYellow",
            BackgroundColorSource: "my_C2",
        },
        {
            TitleText: "End",
            HorizontalTitleAlignment: HorizontalAlignment.Center,
            TextFormat: "{{End:date:en}}",
            HorizontalAlignment: HorizontalAlignment.Center,
            Width: 100,
            BackgroundColor: "lightYellow",
            BackgroundColorSource: "my_C3",
        },
    ],
},
{
    ID: "tableRowDef4",
    CellDefinitions: [
        {
            TitleText: "Resource Name",
            HorizontalTitleAlignment: HorizontalAlignment.Center,
            TextFormat: "{{my_Name}}",
            Width: 170,
            MinimumWidth: 0,
            BackgroundColor: "lightYellow",
            BackgroundColorSource: "my_C1",
        },
        {
            TitleText: "Start",
            HorizontalTitleAlignment: HorizontalAlignment.Center,
            TextFormat: "{{Start:date:en}}",
            HorizontalAlignment: HorizontalAlignment.Center,
            Width: 100,
            MinimumWidth: 0,
            BackgroundColor: "lightYellow",
            BackgroundColorSource: "my_C2",
        },
        {
            TitleText: "End",
            HorizontalTitleAlignment: HorizontalAlignment.Center,
            TextFormat: "{{End:date:en}}",
            HorizontalAlignment: HorizontalAlignment.Center,
            Width: 100,
            MinimumWidth: 0,
            BackgroundColor: "lightYellow",
            BackgroundColorSource: "my_C3",
        },
    ],
}

```



```

        TitleText: "C1",
        HorizontalTitleAlignment: HorizontalAlignment.Center,
        TextFormat: "{my_C1}",
        HorizontalAlignment: HorizontalAlignment.Center,
        Width: 110,
        BackgroundColor: "white",
        TextColorSource: "my_C1",
    },
    {
        TitleText: "C2",
        HorizontalTitleAlignment: HorizontalAlignment.Center,
        TextFormat: "{my_C2}",
        HorizontalAlignment: HorizontalAlignment.Center,
        Width: 110,
        BackgroundColor: "white",
        TextColorSource: "my_C2",
    },
    {
        TitleText: "C3",
        HorizontalTitleAlignment: HorizontalAlignment.Center,
        TextFormat: "{my_C3}",
        HorizontalAlignment: HorizontalAlignment.Center,
        Width: 110,
        BackgroundColor: "white",
        TextColorSource: "my_C3",
    },
],
},
{
    ID: "tableRowDef5",
    BackgroundColor: "lightYellow",
    CellDefinitions: [
        {
            TitleText: "Resource Name",
            HorizontalTitleAlignment: HorizontalAlignment.Center,
            TextFormat: "{my_Name}",
            Width: 170,
        },
        {
            TitleText: "Start",
            HorizontalTitleAlignment: HorizontalAlignment.Center,
            TextFormat: "{Start:date:en}",
            HorizontalAlignment: HorizontalAlignment.Center,
            Width: 100,
            MinimumWidth: 100,
            MaximumWidth: 100,
        },
        {
            TitleText: "End",
            HorizontalTitleAlignment: HorizontalAlignment.Center,
            TextFormat: "{End:date:en}",
            HorizontalAlignment: HorizontalAlignment.Center,
            Width: 100,
            MinimumWidth: 100,
            MaximumWidth: 100,
        },
        {
            TitleText: "Text",
            HorizontalTitleAlignment: HorizontalAlignment.Center,
            TextFormat: "{Text}",
            HorizontalAlignment: HorizontalAlignment.Center,
            Width: 100,
            WrapMode: TextWrapMode.Line,
        },
    ],
},
{
    ID: "tableRowDef6",
    BackgroundColor: "lightYellow",
    SymbolColumnBackgroundColor: "blue",
    CellDefinitions: [
        {
            TitleText: "Resource Name",
            HorizontalTitleAlignment: HorizontalAlignment.Center,

```

```

        TextFormat: "{{my_Name}}",
        Width: 170,
        SymbolIDSource: "Symbol",
        SymbolHeight: 22,
        SymbolWidth: 22,
    },
    {
        TitleText: "Start",
        HorizontalTitleAlignment: HorizontalAlignment.Center,
        TextFormat: "{{Start:date:en}}",
        HorizontalAlignment: HorizontalAlignment.Center,
        Width: 100,
    },
    {
        TitleText: "End",
        HorizontalTitleAlignment: HorizontalAlignment.Center,
        TextFormat: "{{End:date:en}}",
        HorizontalAlignment: HorizontalAlignment.Center,
        Width: 100,
    },
],
},
{
    ID: "tableRowDef7",
    BackgroundColor: "lightYellow",
    SymbolColumnBackgroundColor: "lightYellow",
    CellDefinitions: [
        {
            TitleText: "Resource Name",
            HorizontalTitleAlignment: HorizontalAlignment.Center,
            TextFormat: "{{my_Name}}",
            Width: 170,
        },
        {
            TitleText: "Start",
            HorizontalTitleAlignment: HorizontalAlignment.Center,
            TextFormat: "{{Start:date:en}}",
            HorizontalAlignment: HorizontalAlignment.Center,
            Width: 100,
        },
        {
            TitleText: "End",
            HorizontalTitleAlignment: HorizontalAlignment.Center,
            TextFormat: "{{End:date:en}}",
            HorizontalAlignment: HorizontalAlignment.Center,
            Width: 100,
        },
    ],
},
{
    ID: "tableRowDef8",
    CellDefinitions: [
        {
            TitleText: "Resource Name",
            HorizontalTitleAlignment: HorizontalAlignment.Center,
            TextFormat: "{{my_Name}}",
            Width: 170,
            BackgroundColor: "lightblue",
        },
        {
            TitleText: "Start",
            HorizontalTitleAlignment: HorizontalAlignment.Center,
            TextFormat: "{{Start:date:en}}",
            HorizontalAlignment: HorizontalAlignment.Center,
            Width: 100,
            BackgroundColor: "lightyellow",
        },
        {
            TitleText: "End",
            HorizontalTitleAlignment: HorizontalAlignment.Center,
            TextFormat: "{{End:date:en}}",
            HorizontalAlignment: HorizontalAlignment.Center,
            Width: 100,
            BackgroundColor: "lightgreen",
        },
    ],
},

```

```

    },
  ],
},
];
}

function createResources() {
  const resources = [];
  for (let i = 1; i <= 11; i++) {
    const resource = { ID: `Res${i}` };
    if (i !== 6) {
      resource.my_Name = `Resource ${i}`;
      resource.Start = new Date(2028, 0, 5 + (i - 1) * 2);
      resource.End = new Date(2028, 0, 8 + (i - 1) * 2);
    }
    if (i > 7)
      resource.ParentID = `Res${i - 1}`;

    if (i === 1) {
      resource.my_C1 = "lightblue";
      resource.my_C2 = "lightsteelblue";
      resource.Symbol = "Symbol1";
      resource.RowSymbolIDs = ["Symbol1", "Symbol2", "Symbol3"];
      resource.Text = "Line 1\nLine 2\nLine 3";
    } else if (i === 2) {
      resource.my_C1 = "lightblue";
      resource.my_C2 = "lightsteelblue";
      resource.Symbol = "Symbol2";
    } else if (i === 3) {
      resource.my_C3 = "lightgreen";
      resource.Symbol = "Symbol3";
      resource.RowSymbolIDs = ["Symbol3"];
    } else if (i === 4) {
      resource.my_C1 = "orange";
      resource.my_C2 = "lightcoral";
      resource.Symbol = "Symbol4";
      resource.RowSymbolIDs = ["Symbol4"];
    } else if (i === 5) {
      resource.my_C1 = "lightsalmon";
      resource.Symbol = "Symbol5";
      resource.RowSymbolIDs = ["Symbol5"];
    } else if (i === 6) {
      resource.my_C1 = "lightblue";
      resource.Symbol = "Symbol6";
      resource.RowSymbolIDs = ["Symbol6"];
    } else if (i === 7) {
      resource.Symbol = "Symbol1";
    } else if (i === 8) {
      resource.my_C3 = "red";
      resource.Symbol = "Symbol2";
    } else if (i === 10) {
      resource.my_C3 = "lightseagreen";
    }
    resources.push(resource);
  }
  return resources;
}

function createAllocations() {
  const allocations = [];
  const startDays = [5, 6, 15, 20, 25, 0, 5, 6, 15, 20, 25];
  const workingDays = [3, 3, 3, 3, 3, 0, 3, 7, 3, 3, 3];

  for (let i = 0; i < startDays.length; i++) {
    const allocation = {
      ID: `Alloc${i + 1}`,
      ResourceID: `Res${i + 1}`,
      BarText: `A${i + 1}`,
      my_WorkingDays: workingDays[i],
      Entries: [
        {
          Start: new Date(2028, 0, startDays[i]),
          End: new Date(2028, 0, startDays[i] + workingDays[i]),
        },
      ],
    };
  }
}

```

```

        ],
    };
    allocations.push(allocation);
}

return allocations;
}

function changeTableRowDefinition(event) {
    const radio = event.target;

    const tableRowDef = radio.value;
    vsWidget.option({
        tableRowDefinitionIDForTitleInResourcesView: tableRowDef,
        defaultResourceTableRowDefinitionID: tableRowDef,
    });

    if (radio.value === "tableRowDef8")
        vsWidget.option({
            tableTitleBackgroundColor: "lightCoral",
            tableTitleTextColor: "black",
            tableTitleColumnSeparatorColor: "black",
            tableTitleHighlightingColor: "white",
        });
    else
        vsWidget.option({
            tableTitleBackgroundColor: "#646464",
            tableTitleTextColor: "white",
            tableTitleColumnSeparatorColor: "white",
            tableTitleHighlightingColor: "#f7c365",
        });

    if (radio.value === "tableRowDef5")
        allocations[0].BarHeight = 60;
    else
        delete allocations[0].RowHeight;

    if (radio.value === "tableRowDef7")
        vsWidget.option("symbolColumnVisible", true);
    else
        vsWidget.option("symbolColumnVisible", false);

    vsWidget.updateAllocations([allocations[0]]);
    vsWidget.option("tableViewWidth", 800);
    vsWidget.render();
}
});
</script>
</body>
</html>

```